


OPHTHALMOLOGY NEWS

Department of Ophthalmology Newsletter - Fall 2020



CHAIRMAN'S UPDATE



Paul Edwards, M.D.

Warmest greetings from the Department to all our alumni, friends and staff. I hope your summer went well despite this unrelenting pandemic. I am sure that you are back in the office working on the backlog created by the Stay Home, Stay Safe orders. Our patients are anxious to resume their eye care and I find the department

extremely busy now. We are back to over 90% of our pre-COVID patient volume and some locations are exceeding their volumes from last year. In July and August, we have begun to repatriate the K Building at main campus. Our volumes there are building back up. The residents have been awesome during the shutdown. Thank you to all our residents and staff for all they are doing to take care of our patients.

We continue to work in small group planning meetings to ensure everything is being done to help daily workflows and make clinic and surgical days more efficient. We are working through some short-term solutions as we struggle with the availability of operating room time for our senior staff and residents. One long-term fix will be an ambulatory surgical care center at the Royal Oak medical center when it opens next year. On August 8 - 9th, we held the first ever virtual Michigan Society of Eye Physicians and Surgeons (MISEPS) conference. It was my pleasure, as president of MISEPS, to lead the conference with two excellent co-chairs: Dr. David Crandall, one of our own senior staff and Dr. Yannis Paulus from the University of Michigan.

The conference was well done featuring remarkable speakers from Michigan as well as renowned guests from out-of-state.

We are considering the possibility of a virtual alumni reception to coincide with the AAO conference in November. Roseanne Horne has sent a survey to gauge interest. For those Alumni who have not yet responded, a link to the survey is here.

<https://www.surveymonkey.com/r/VNDJ9PG>

Work is ongoing to get the new PACS system in place to be a significant improvement over our current imaging system in terms of ease of use and access to images. The entire library of images will be transferred to the new database in stages beginning with the first two years.

(continued)

INSIDE THIS ISSUE

- Director's Update
- Patient Stories
- Philanthropy Message
- Meet Ruby Ware
- Get to know Dr. Tina Turner
- What's new in Research
- Alumni Profile: Dr. Mark Rolain
- Residents and Fellows
- News and Notes
- Publication News
- Events and Dates to Remember

(continued)

Dr. Brian Florek, a recent glaucoma fellow graduate, was added to our senior staff in July. Dr. Florek is busy at the Dearborn, Clinton Township and Downriver locations. He is slated to relocate some of his time to the new Royal Oak site next year.

Recently, Henry Ford Health System announced the intent to develop an affiliation with Michigan State University. The ultimate goal is the development of a School of Medicine based at Henry Ford, as well as other programs such as public health, nursing and others. HFHS will also be developing our research infrastructure to improve our world class status and position us as one of the finest institutions in the country.

I want to thank all the alumni who have remained in contact with the department. Please send news, updates and special happenings to Roseanne Horne. I want to extend a special thanks to Roseanne Horne, John Grybas and Brian Rusinek for their exceptional work in publishing the newsletter every month. They deserve kudos. It has been an excellent medium in keeping us connected.

Please continue to stay safe. You will receive further information about the possibility of a virtual Alumni meeting this fall.

All the best,
Paul A. Edwards, M.D.

DIRECTORS UPDATE



Steve Horger

We are quickly approaching Fall, and this has been an eventful year that has brought a new way of life for many. I wanted to take a moment to reflect on the great teamwork I have seen over the last six months.

Our teams at the six locations that remained open during quarantine stepped up to accommodate new processes and assimilate new team members to continue providing great care to our patients. Many were involved in innovative and creative ways of staffing and in ever-changing influxes of safety measures. We were able to create an amazing experience for the patients that needed to be seen. One of the things I value most as I grow in my role is gratitude. I am grateful for each and every person on our team for the great work that has been done and continues to be done.

It has been a wild ride and while we are in a constant state of change, I continue to be amazed and grateful for the great work that our teams continue to accomplish.

With gratitude,
Steve Horger

PATIENT STORIES

Dr. Dennehy is professional, EXTREMELY knowledgeable and trustworthy. He has managed 3 children of ours, each having a different issue. He is current, careful and consistent!

*Sincerely,
Grateful Patient*

Dr. Rinke is the kind of doctor you wish all doctors were like. You know that he cares about his patients. I would highly recommend him to all my friends & family.

*Sincerely,
Grateful Patient*

Had a good visit at Bloonfield Twp. Ophthalmology and I really liked the assistant Lindsey. She made me feel comfortable without even knowing she was doing so. I even admitted to her I didn't particularly like eye exams. I thanked her for being good at her job and making my visit comfortable.

*Sincerely,
Grateful Patient*

All staff at my appointment with Dr. Zhang was very helpful and nice during visit. Especially since we are experiencing the COVID-19 problem, I felt they cleaned everything very good.

*Sincerely,
Grateful Patient*

Dr. Kumar consistently explains things in a way I can grasp. Not many doctors do. He is very kind, thorough, knowledgeable. The best retinol specialist I have worked with since Dr. Carey retired!

*Sincerely,
Grateful Patient*

PHILANTHROPY

Employee/Physician Giving

While COVID-19 has had a profound impact on the lives of Henry Ford Health System patients, employees and physicians this year, Henry Ford team members continue to work tirelessly to advance the health and well-being of our communities. The 2021 Employee and Physician Campaign, which launches system-wide on September 10, is another way our colleagues can make a difference by bolstering excellent patient care, research, programs and more. With hundreds of funds to choose from including many in Ophthalmology, [click here to see the list](#), there are many ways to make an impact. This year, we are proud to announce the addition of the COVID-19 Employee Relief Fund (#112), which has already changed the lives of more than 750 Henry Ford team members who have experienced financial emergencies stemming from the coronavirus. The COVID-19 Emergency Needs Fund supports frontline workers and patients in our battle against the coronavirus. The generosity from our donors ensure that Henry Ford and its tireless physicians, nurses and staff have every resource at their disposal, including personal protection equipment, ventilators and much more to ensure the best outcomes for patients in Michigan. Donate online: Henryford.com/Employeegiving



TEAM MEMBER PROFILES



Ruby Ware, R.N. Ruby Ware, R.N. has been a Henry Ford employee for 20 years. She has worked on the Colon/Rectal unit, Medical/Surgical unit, Neuro ICU, Fairlane Home Infusion, Home Care SIT team, Perioperative/PACU, and most recently Ophthalmology. Ruby was not aware there was a position for nursing in Ophthalmology until a co-worker mentioned she worked in Ophthalmology as a nurse. When she first started, Ruby was unsure what to expect but was excited at the thought of acquiring new knowledge. In fact, the ongoing learning is her favorite part of the job. Ruby has found trusting her nursing intuition and knowledge as it relates to ailments of the eye most challenging. Her next challenge was learning the culture of working in a clinic environment.

She is thankful to work with a great group of people. Ruby thinks that with advances in technology, there will be an increase in successful surgeries, a decrease in infection rates, more statement making glasses, more comfortable contact lenses and equipment that makes diagnosing diseases of the eye more precise.

The COVID-19 pandemic has affected Ruby's work life and personal life. It has slowed up the delivery of goods; made video and telephone visits the new way of examining patients; and it forced people to practice social distancing by way of decreasing human contact. Personally, the arrival of COVID forced Ruby to "become more sensitive to what others were going through; to value each moment with my family and friends, to become closer to God and stronger in my walk with God." Most people do not know that Ruby is a born-again Christian who strives "every day to be better in my walk with God than I was the day before." She likes to help others, travel, write, sew and sing off key. Ruby believes that things are black and white, with a hint of grey!



Tina Turner, M.D. Dr. Tina Turner grew up on a farm on Signal Mountain, Tennessee. She went to the University of Tennessee for undergrad and majored in chemistry/minored in piano performance. She completed medical school at Baylor College of Medicine in Houston and her ophthalmology residency at the University of Michigan's Kellogg Eye Center. Over the years, Dr. Turner has held a variety of jobs including working as a waitress, camp counselor teaching canoeing/kayaking/rock climbing skills, pianist for church/weddings, chemistry lab teaching assistant, preschool teacher, homecare assistant for individual with quadriplegia, neuroscience research assistant, and neuroscience teaching assistant.

With the intention of either becoming a neurologist or neurosurgeon, Dr. Turner did an elective rotation in ophthalmology to learn more about the eye. Watching her mentor "make a huge impact on the day to day functions of her patients' lives by improving their vision with something as simple as new glasses or something as complex as cataract surgery changed my career path," she said.

Now Dr. Turner loves being a part of improving someone's quality of life with cataract surgery. Seeing and hearing about the difference patients notice in their sight and ability to do certain things after the surgery gives her great satisfaction. Next year, Dr. Turner will celebrate her 20th year with HFHS. She says she feels so fortunate to be a part of this department and looks forward to the next 20 years!

When faced with life's challenges, Dr. Turner has found running made those tough times easier. Running helped her get through her surgically induced menopause, her husband's cancer treatment, her COVID recovery and many other difficult situations. Dr. Turner runs six days a week, 40-55 miles per week. Running makes her feel good either as a form of meditation or just for fun.

RESEARCH

As of mid-August, HFHS Research Administration has given the green light for a resumption of most normal activities over at One Ford Place. Accordingly, we are ramping up experimental activities and expect to be in full swing again by October once animal orders arrive.



Daniel Rathbun, Ph.D.

Meanwhile, we have not been completely inactive. While the Eye Care Research team had to be furloughed, the Bionics & Vision lab (Dr. Rathbun and Mary-Catherine Ballard) have continued to make progress where they can. Early in the pandemic, we worked closely on the COVID QA/QI research team led by Dr. Robert Levine.

Our next big project has been researching 3D-printed mounts to make a portable fundus camera out of a smartphone and a condensing fundus lens. The oDocs Fundus model we have started testing is shown below. It was printed from files freely available at the oDocs Eye Care website:

<https://odocseyecare.shop/pages/3d-print>
The complete oDocs Fundus device is shown attached to Dr. Rathbun's HFHS-issued iPhone 7 and holding a borrowed Pan Retinal Lens. The clamp presses with a plastic foot onto the screen at the front of the phone and presses onto the back with a ring that accommodates the phone light and camera. We already have several notes on design improvements but are proceeding with a production run of a few dozen devices for testing and feedback.

Next in this project, we will be trialing other 3D printed designs as well as commercially available portable fundus imaging solutions. Negotiations are underway to create a device lending library for the HFHS Ophthalmology department that will include PEEK Retina, D-Eye retinal camera and PanOptic iExaminer digital ophthalmoscope. In the coming months, we will finalize a review paper comparing the relative benefits and downsides of each of these devices.



ALUMNI



Mark Rolain, M.D.

Mark Rolain M.D., was the Henry Ford Hospital Department of Ophthalmology Chief Resident in 1994-95.

Dr. Rolain completed his undergraduate degree at Kalamazoo College, and his medical degree at Wayne State University. He completed an Internal Residency Program at the University of Minnesota before entering the

Ophthalmology Residency Program at Henry Ford Hospital. Currently, Dr. Rolain is a professor of Ophthalmology at William Beaumont-Oakland University School of Medicine and the Division Chief of Ophthalmology at William Beaumont Hospital Troy. He is also founder and president of his own private practice, University Eye Care, P.C.

Dr. Rolain's interest in ophthalmology began when he was 13 years old as a direct response to an "Eagle Scout Recognition Day". Knowing he wanted to be a physician, he listed neurosurgery, ENT and ophthalmology as his choices. He was assigned to the Department of Ophthalmology at HFH with 10 other boys. Because Dr. Rolain was the youngest of the 11, Dr. McCole, former Chaireman, mentored him for that day and they attended the recognition dinner together. Every year thereafter, Dr. McCole invited Dr. Rolain to spend the day, or meet for dinner so that they could catch up. As Dr. Rolain moved through the academic system, he said, "It became more and more evident that Dr. McCole's passion for treating eye diseases had been transferred to me!"

Dr. Rolain began his career at HFH as Division Head at Lakeside. He was part of the team that developed the "super vision center" after 1st Optometry was acquired. The Westland center was designed after a project Dr. Rolain piloted in the original Roseville headquarters facility. Dr. Rolain enjoyed two very formative years at Grosse Pointe Ophthalmology, learning from Drs. Hessburg, O'Malley, West, Lepley and Klein. He left HFH for private practice


at Wilkinson Eye Center. In 2003, he opened a private practice with three employees (all family members). The practice has grown to include two physicians, an OD and 20 employees!

Each week, Dr. Rolain enjoys a mix of clinic, surgery and teaching residents. He says, "I truly love my job! I'm never bored and every day I'm amazed at how there always seems to be at least one patient that poses a challenge for me." Dr. Rolain is able to solve these challenges through history taking, examination, testing, and then making the diagnosis. Dr. Rolain has been peripherally learning about "artificial intelligence" (AI). He believes that "as long as we control and closely monitor its use, we can embrace AI and use it for good in our profession."

The most important part of Dr. Rolain's life is his family. He and his wife, Jill, just celebrated their 32nd anniversary. They have three children: Sarah (28), a Doctor of Physical Therapy, Matthew (26), at University of Virginia training in ophthalmology, and Adam (24), an analyst for a private business in Holland, MI. Dr. Rolain and his wife love to travel and explore the United States and globe together. Dr. Rolain has fond memories of his time at HFH.

He feels blessed to have trained under some amazing senior residents and to be a part of the training of the equally great juniors behind him. Dr. Rolain is grateful for the lasting friendships he developed during those years and really enjoys the alumni reunions at HFH and/or at AAO.

RESIDENTS



Anjali Badami, M.D.

New Academic Chief Resident, Anjali Badami, grew up in Saginaw, Michigan. She moved to Pennsylvania for a six-year combined BS/MD program with Penn State and Jefferson Medical College. As a child, Anjali spent a lot of time with her

grandmother doing needlecrafts like embroidery and crocheting lace. These activities got her interested in working with her hands. During medical school, Anjali was amazed at the dexterity required to operate in the eye during microsurgeries performed by ophthalmologists. As a student, Anjali was fascinated at how much you could learn about a patient and their medical history from just the physical eye examination. All of this, and the fact that ophthalmologists continue to be some of the friendliest people she has met, convinced her to become an ophthalmologist.

Anjali says her favorite part of her job is being able to educate patients on their ocular diseases.

“Though the learning curve of ophthalmology is steep and I’m still continuing to learn new things, the ability to take what I’ve learned during my residency and help patients understand how to care for their eyes is part of what makes me come to work every day,” Anjali said. Another great part of the job is the people she works with in the department, she added. “Getting to know everyone and see friendly faces coming into work each day has been a rewarding experience.”


Anjali believes the future of Ophthalmology will be changed by the large breakthroughs that have come in the form of targeted treatments.

“As more research is undertaken into the pathogenesis of ocular diseases, specifically targeted treatments that can modify the disease process could further transform the practice of ophthalmology and how we counsel patients,” said Anjali.

During the COVID -19 pandemic, Anjali’s goal has been to provide a bit of normalcy in a crazy time and a chance to make her patients’ visits worthwhile. Since most of the patients seen in the clinics are elderly with multiple comorbidities, she always makes sure to follow the necessary health safety precautions such as no shaking hands and wearing a mask.

Anjali has been a dancer since the age of 5. She still likes to choreograph some dances for fun. She also enjoys traveling, but since that has been put on hold, she is spending time baking bread and decorating cakes.

Kevin Leikert, M.D. is the 2020-21 Clinical Chief Resident. He grew up in Ludington, on the west side of the state, enjoying the big lake and working at a small family run resort. When he headed off to Michigan State his plan was to become an engineer; however after two years he realized he needed a career with more personal interaction and so he applied to medical school.



Kevin Leikert, M.D.

Kevin was introduced to ophthalmology from a hometown ophthalmologist and it was a perfect fit. He enjoyed the chance for complex problem solving, exposure to cutting edge technology, hands-on approaches, all centered around caring for others.

Dr. Leikert’s favorite part of his job is being able to provide drastic improvements to patients in a way

(continued)

(continued)

that can truly change their lives. Dr. Leikert has always loved teaching and is grateful for the opportunity to teach patients and help them understand what is happening to their eyes. He says it can be frustrating at times, but also very satisfying when his patients are able to understand and participate in their own care.

As for the future of ophthalmology, Dr. Leikert believes that the devices used in surgery today will continue to evolve and will undoubtedly look drastically different in 5-10 years. This is one of the things he finds most exciting about the field of ophthalmology; that it is so amendable, evolving right along with the technology.

Dr. Leikert says colleagues may notice that he doesn't sit still very well at work, but what they may not know is that the same is true at home. He always has at least one project going on around the house, his most recent project was installing a patio with a pergola.


in Dearborn, Michigan. During residency, she participated in three ophthalmologic medical missions in Nepal, Paraguay and Mexico.

Dr. Aye was introduced to ophthalmology by her father who is a Cornea Specialist and Comprehensive Ophthalmologist. When she was younger, they would return to his home country of Myanmar (formerly Burma) for two weeks, where he would provide free eye care. Dr. Aye would help by checking in patients, organizing supplies and cleaning the hospital. As she grew older, she spent more time in the clinic and started observing ocular surgery. She saw patients who were dependent on family due to blinding cataracts eventually regain their independence after a quick surgery.

Dr. Aye says this "was a humbling experience that taught me the importance of giving back to my community." She decided she wanted to commit herself to a specialty that would allow her to improve the lives of others and found that in ophthalmology.

Learning new surgeries and procedures, as well as working with and teaching the residents are what Dr. Aye enjoys most about her job. She notes that "retina has a lot of variety, and each day seems different than the last." Looking to the future, Dr. Aye believes that new technology will continue to advance low vision treatments and help to more fully understand eye diseases.

FELLOWS




Jennifer Aye, D.O.

Current retina fellow, Jennifer Aye, D.O., was born and raised in sunny Southern California. She did her undergraduate and graduate studies at University of California, Riverside. While there, she researched treatments for a genetic

form of autism called Fragile X autism. After obtaining her master's degree in Biochemistry and Molecular Biology, she travelled the world and worked as a part-time after school science teacher. She attended medical school at Western University of Health Sciences in Pomona, California. Dr. Aye completed her Ophthalmology Residency at Beaumont Health

PUBLICATION NEWS




Philip Hessburg, M.D.

Our department can take pride in its role in the final acceptance for publication of the HOVER document. **Harmonization of Outcomes and Vision Endpoints in Vision Restoration Trials: Recommendations from the International HOVER Taskforce.**

Its final publication in ARVO's tightly peer reviewed TVST, **Translational Vision**

Science & Technology journal is a major accomplishment in the artificial vision field. It includes guidelines and protocol strategies for every aspect of laboratory and clinical research in curing blindness. The HOVER document will go down in history among all medical subspecialties as "the way to do it" rather than to let Government bureaucrats write the text.



The guidance document is now 64 pages in length, with over 80 authors from a dozen countries. The idea grew from a hallway chat during an early The Eye and The Chip congress here in Detroit. Led by Joseph Rizzo M.D., Harvard Medical School and Lauren Ayton O.D., of Australia's University of Melbourne, HOVER contributors included Daniel Rathbun Ph.D. of our department. Philip Hessburg is listed as a co-author.

Surely there will be amendments over time. There will be rethinking. Reconsiderations. But the simple fact that over 80 scientists and clinicians can get together, divide the assignment into seven chapters and end up agreeing on wording some extremely contentious issues is a tribute to the field of artificial vision research. Carry our heads high, HFHS Department of Ophthalmology. Our name is all over it!

It is now available online at:

<https://tvst.arvojournals.org/article.aspx?articleid=2770326&resultClick=1>



Daniel Rathbun, Ph.D.

In an associated piece of big-time news, the cover article of Clinical Neurophysiology Vol 131, NO 6. **An Update in Retinal Prostheses** is authored by world leaders in this field. We are proud that Daniel Rathbun Ph.D., our Department of Ophthalmology Research Director, can be counted

among those authors.

It is now available online at:

<https://www.sciencedirect.com/science/article/abs/pii/S1388245719313264>

UPCOMING EVENTS

HFHS Ophthalmology SWGR

What: **M&M Presentations**

Who: **Senior Staff and Residents only**

When: September 11, 2020

Time: 8:00 AM - 10:00 AM

Where: Zoom Meeting

More information: Details to come

AAO - 2020

What: **American Academy of Ophthalmology Annual Meeting**

The Academy's annual meeting is now fully online! Join us Nov. 13-15 for AAO 2020 Virtual, where all of ophthalmology meets® for lively discussions, clinical pearls, fun activities and live interaction with presenters and industry

<https://www.aao.org/annual-meeting>

HFHS Department of Ophthalmology Alumni Virtual Reception for AAO - 2020

What: **Please join the Department of Ophthalmology and Honorary Chairs David Kielar, M.D. and David Chin Yee, M.D. for the HFHS Department of Ophthalmology Alumni Virtual Reception and Updates on Zoom**

Who: **Senior Staff, Residents and Alumni**

When: November 14, 2020

Time: 7:00 PM - 8:00 PM

Where: Zoom Meeting

More information: rhorne1@hfhs.org

or 313-936-1968

The Eye, The Brain and The Auto 2020 9th Annual World Research Congress on Health and Modern Mobility

What: **Health and Modern Mobility, Autonomous Vehicles, Driver's Fitness to Function and Naturalistic Driving Methods**

When: December 7-8, 2020

Where: This will be a Virtual Meeting

More information: Registration and Sponsorship information available by contacting Roseanne Horne at 313-936-1968 or rhorne1@hfhs.org

www.henryford.com/theeyeandtheauto

EyesOn Design Car Show 2020


EyesOn Design 2020 Automotive Exhibition has been canceled.

Please join us on Father's Day, June 21, 2021.

[Click here to read more.](#)

NEWS AND NOTES

2020-2021 Neuro-Ophthalmologist Fellow



Yue Li, Ph.D.

Congratulations to Dr. Yue Li who started as a Neuro-Ophthalmology Fellow for the Department on September 1st. She was previously a Research Instructor with the Eye Care Research Laboratory at Henry Ford. Dr. Li completed Medical School at the Air Force Medical University in Xi'an, China in 2003.

She now joins our Neuro-Ophthalmology fellowship, which is newly AUPO FCC accredited. Former fellow to this program is staff neuro-ophthalmologist, Dr. Poonam Bansal.

Alumni Connection

Staying connected with our Alumni is very important to the Department of Ophthalmology.

With this in mind, please help us stay connected with you by keeping us informed of any contact information changes or updates in your journeys.

We also welcome pictures and stories to share with current staff and fellow alumni.

Please submit to Roseanne Horne, Program Coordinator, 313.936.1968, rhorne1@hfhs.org

<http://www.henryford.com/alumniupdate>

SERVICE MILESTONES

Celebrating Milestones for Years of Service

Congratulations to the following Ophthalmology employees for celebrating a significant milestone in their Henry Ford Health System years of service. Your dedication and commitment is truly appreciated.

5 YEARS OF SERVICE

- Alviso, Maverick-Carl Carson
- Amin, Sejal
- Clarren, Helen
- Florek, Brian
- Humenny, Jennifer Ann
- Krolczyk, Linda Carol
- Kronner, Colette M.
- Manzoni, Amanda Leigh
- Oliver, Holli Nicole
- Rush, Duangnate D.
- Scott, Sarah Jean
- Tunio, Sheeraz
- Vemuri, Swapna

10 YEARS OF SERVICE

- Allis, Megan L.
- Baldwin, Tasha Renee
- Bryant, James P.
- Camaj, Angelina
- Kumar, Nitin
- Clarren, Helen
- Massu, Nicole Marie
- Pope-Haynes, Aliza
- Pritula, Carrie Lynn
- Stocker, Karen
- Teplitsky, Alla
- Zhou, Tong-rong

15 YEARS OF SERVICE

- DeVergilio, Geraldine E.
- Licari, Karen L.
- Shaheen, Jenny Ann
- Stern, Bradley A.

20 YEARS OF SERVICE

- Berishaj, Prenta
- Duffy, Mickey
- Hoste, Sharon S.
- Sloan, Sandra J.
- Ware, Ruby L.

25 YEARS OF SERVICE

- Carp, Elisaveta
- Riera, Stacey

35 YEARS OF SERVICE

- Gourwitz, David A.

40 YEARS OF SERVICE

- Zukowski, Judith

45 YEARS OF SERVICE

- Steen, Daniel W.

Congratulations!



DEPARTMENT OF OPHTHALMOLOGY

Bloomfield Township (BT).....	(248) 319-6210	Lake Orion (LO).....	(248) 693-3380
Clinton Township (CT).....	(586) 294-0120	Livonia (LV).....	(734) 523-8640
Ford Rd./Dearborn (DB).....	(313) 562-8000	Southfield (SF).....	(248) 647-9790
Detroit (D).....	(313) 916-2020	Taylor (TA).....	(734) 324-0996
Detroit Institute of Ophthalmology.....	(313) 824-4710	Troy (TR).....	(248) 544-3290
Grosse Pointe (GP).....	(313) 824-4800	West Bloomfield (WB).....	(248) 661-5100
Lakeside (LK).....	(586) 247-5910	Westland (W).....	(734) 524-7667

CHAIR

Paul Edwards, M.D. (313) 771-7153

DIRECTOR

Steve Horger (313) 771-7153

COMPREHENSIVE OPHTHALMOLOGY

Sejal Amin, M.D. (W, LV, D)
 Paul Baciu, M.D. (CT),
 David Crandall, M.D. (D, TR, WB)
 Deborah Darnley-Fisch, M.D.
 Jason Dilly, M.D. (WB, D)
 Kevin Everett, M.D. (LK)
 Christian George, M.D. (GP)
 Harpreet Gill, M.D. (GP)
 David Goldman, M.D. (GP)
 Lawrence Hamburger, M.D. (TR)
 Nauman Imami, M.D. (D, DB, LV)
 Ryan Jaber, M.D. (D, WB)
 Bithika Kheterpal, M.D. (W)
 Robert M. Levine, M.D. (DB)
 Melisa Nika, M.D. (BT)
 Salma Noorulla, M.D. (DB)
 Allan Rinke, M.D. (LO, LK)
 Tina Turner, M.D. (GP)
 Lily Huang Van Laere, M.D. (SF)
 Fuxiang Zhang, M.D. (TA)

CORNEA AND ANTERIOR SEGMENT

Sejal Amin, M.D. (W, LV, D)
 Ryan Jaber, M.D. (D, WB)
 Daniel Steen, M.D. (D, WB)

GLAUCOMA

Paul Baciu, M.D. (CT),
 David Crandall, M.D. (D, TR, WB)
 Deborah Darnley-Fisch, M.D. (D)
 Brian Florek, M.D. (CT, FR, TA)
 Nauman Imami, M.D. (D, DB, LV)
 Melisa Nika, M.D. (BT)
 Salma Noorulla, M.D. (DB)

NEURO-OPHTHALMOLOGY

Poonam Bansal, M.D. (D, WB, TR)
 Barry Skarf, M.D. (DB)

OCULAR ONCOLOGY

Uday Desai, M.D. (D, TR, WB)
 Paul Edwards, M.D. (LV, D)
 Christian George, M.D. (GP)
 Thomas Hessburg, M.D. (GP, D, TA)
 Swapna Vemuri, M.D. (SF, LK, D)

OPHTHALMIC IMAGING

All locations

OPHTHALMIC PLASTIC AND RECONSTRUCTIVE SURGERY

Christian George, M.D. (GP)
 Swapna Vemuri, M.D. (SF, LK, D)

OPTOMETRY/CONTACT LENSES

Ramanpal Deol, O.D. (GP, LV)
 David Gourwitz, O.D. (GP)

ORTHOPTICS

Catrina Forty, (DB, GP, WB)
 Melanie Gutkowski, CO, COMT (D, GP, TR)

PEDIATRIC OPHTHALMOLOGY

Patrick Dennehy, M.D. (DB, D, GP, TR)
 Kim Le, M.D. (DB, GP, WB)
 Edward O'Malley, M.D. (GP)

REFRACTIVE SURGERY & LASER VISION CORRECTION

Kevin Everett, M.D. (LK)
 Lawrence Hamburger, M.D. (TR)
 Ryan Jaber, M.D. (D, WB)
 Lily Huang Van Laere, M.D. (SF)

RESEARCH, EDUCATION & CLINICAL TRIALS

Gregory Auner, Ph.D.
 David Crandall, M.D.
 Deborah Darnley-Fisch, M.D.
 Uday Desai, M.D.
 Paul Edwards, M.D.
 David Goldman, M.D.
 Philip C. Hessburg, M.D.
 Thomas Hessburg, M.D.
 Nauman Imami, M.D.
 Nitin Kumar, M.D.
 Yue Li, M.D., Ph.D.
 Edward O'Malley, M.D.
 Daniel Rathbun, Ph.D.

RETINA AND VITREOUS/UVEITIS

Uday Desai, M.D. (D, TR)
 Paul Edwards, M.D. (LV, D)
 Abdualrahman Hamad, M.D. (WB, D)
 Thomas Hessburg, M.D. (GP, D, TA)
 Nitin Kumar, M.D. (DB, LK, TR)

VISION REHABILITATION & SUPPORT GROUPS

Ramanpal Deol, O.D. (GP, LV, LK)
 Susan Gormezano, O.D. (LV, SF)
 Lylas Mogk, M.D. (GP, LV)
 Anne Riddering, Ph.D. (GP, LV, LK)
 Helen Clarren (DIO)

VISUAL ELECTROPHYSIOLOGY AND PSYCHOPHYSICS

Paul Edwards, M.D. (D)
 Barry Skarf, M.D. (D)

VISUAL FIELDS

All Locations

Referring doctors can call the Henry Ford Referring Physician Office at 1-877-434-7470.

For assistance with scheduling an appointment, patients can call 1-800-363-7575.

For our optometry partners, Henry Ford OptimEyes, please call 1-800-EYE-CARE. *Photo credit: John Grybas & Henry Ford Creative Services*