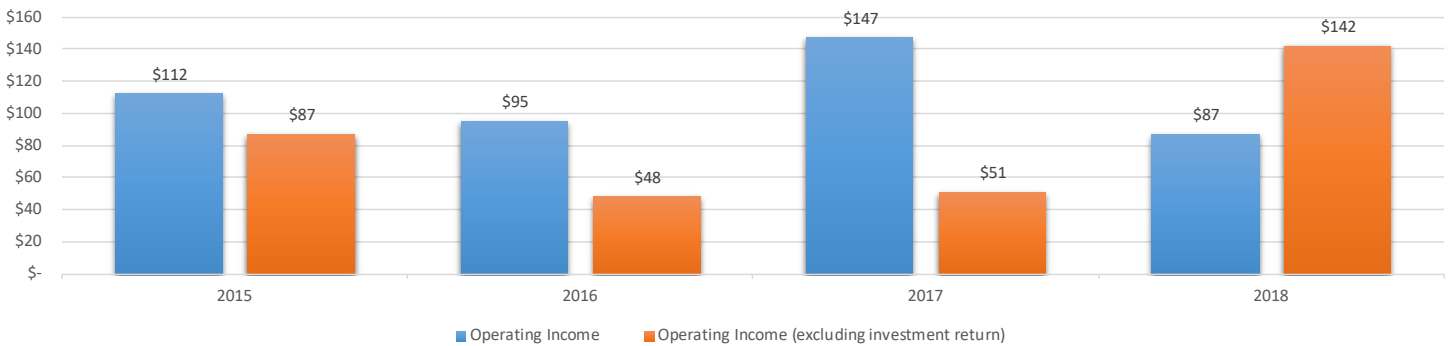


2018 FINANCIAL PERFORMANCE

Operating Performance (in millions)

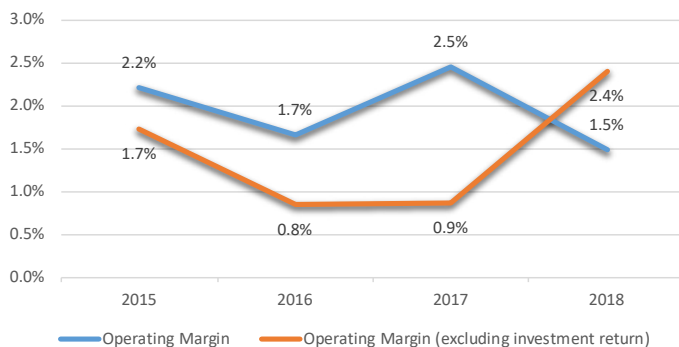


Strategic growth and population health supported by day-to-day operational excellence across the Henry Ford enterprise is driving sustainable and rising health system performance. Henry Ford Health System has sustained 20 years of growth in revenue from its provider network. The System's overall performance was adversely impacted by negative investment performance resulting from capital market volatility as well as losses related to the strategic termination of select Health Alliance Plan (HAP) contracts. The System has also improved liquidity and balance sheet metrics.

Bond Ratings

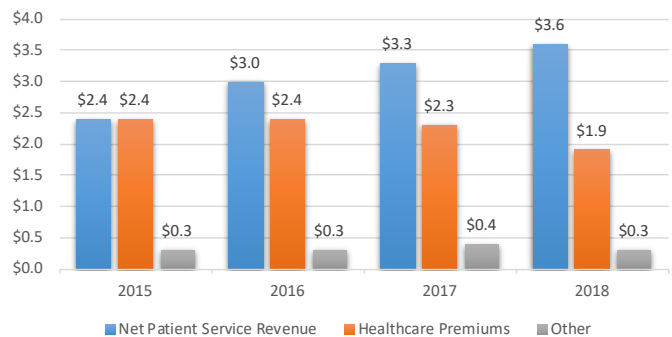
- Standard & Poor's reaffirmed Henry Ford's A rating with a Stable Outlook.
- Moody's upgraded Henry Ford's rating to A2 stable from A3 positive, citing improved operating and balance sheet metrics.

Operating Margin



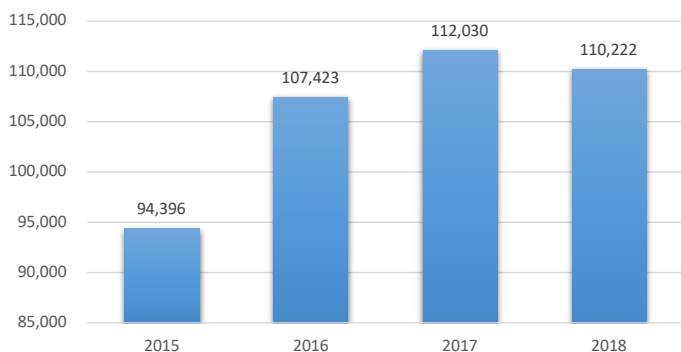
Strong performance was the result of revenue growth for the provider segment and effective expense management.

System Revenue (in billions)



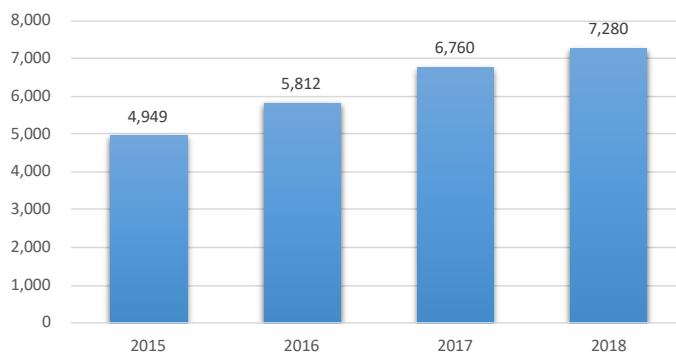
The System's net patient service revenue increased due to higher outpatient volume, expanded specialty and ambulatory pharmacy activities, and an increased all payor case mix index. Healthcare premiums declined as a result of the elimination of certain HAP contracts. The System has experienced strong growth in its contract pharmacy revenue with both increased volume and new contracts increasing other revenue.

Discharges



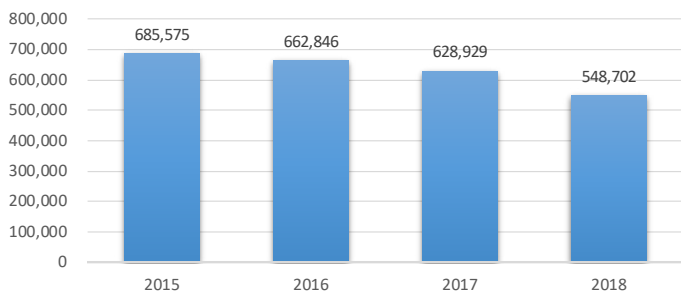
The 2017 increase is primarily due to a full year of Henry Ford Allegiance Health. Decreases are due to shift of care to ambulatory settings.

Outpatient Facility Visits (in thousands)



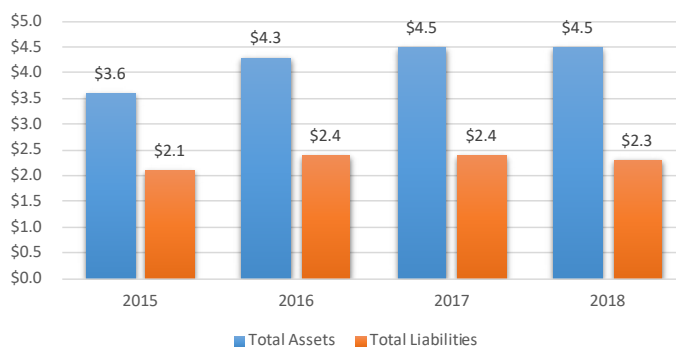
Outpatient services continued a trend of dramatic growth as more care shifts to ambulatory settings.

Health Alliance Plan and Subsidiaries Membership



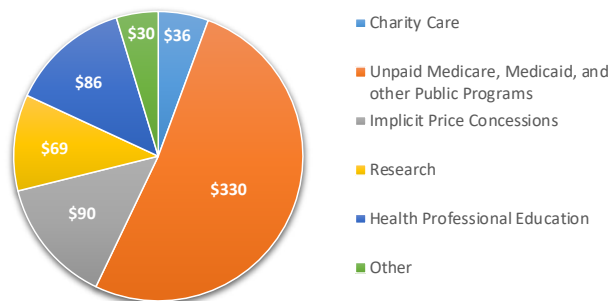
Lower enrollment in 2018 is primarily related to the strategic elimination of selected HAP contracts. The decrease in healthcare premium revenue was partially offset by a decrease in healthcare provider expenses.

Total Assets & Liabilities (in billions)



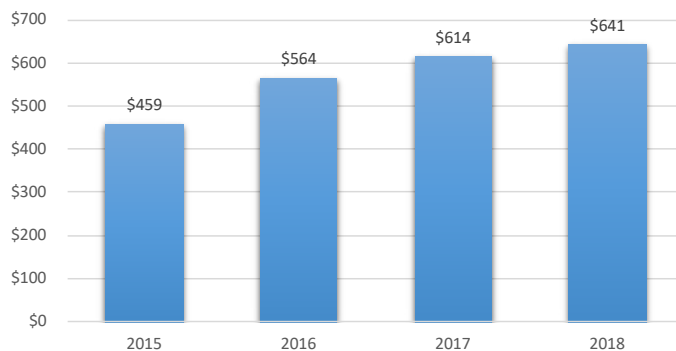
The System maintains a solid balance sheet. Total assets and liabilities remained relatively flat compared to 2017.

2018 Community Benefit Cost (in millions)



The System provided \$641 million total community benefit during 2018 including \$456 million of uncompensated medical care costs.

Rise in Community Benefit (in millions)



Henry Ford's commitment to Community Benefit, which includes research, health professional education, and other community services, continues to rise annually, with a 4.4% increase from 2017 to 2018.